



Age by Sex Profile

Outline 199 60 min drive

Prepared By Business Analyst Desktop

Outline 199 60 min drive

Summary	Census 2000	2010	2015	2010-2015 Change	2010-2015 Annual Rate
Population	883,974	881,817	874,596	-7,221	-0.16%
Households	342,533	346,186	345,107	-1,079	-0.06%
Average Household Size	2.43	2.37	2.36	-0.01	-0.08%
Median Age	37.7	40.1	40.9	0.8	0.40%
Median Male Age	36.1	38.4	39.3	0.9	0.46%
Median Female Age	39.4	41.9	42.7	0.8	0.38%

Total Population by Age	Census 2000		2010		2015	
	Number	Percent	Number	Percent	Number	Percent
Total	883,974	100%	881,817	100%	874,596	100%
0 - 4	46,446	5.3%	45,291	5.1%	43,569	5.0%
5 - 9	52,140	5.9%	46,338	5.3%	44,997	5.1%
10 - 14	55,703	6.3%	47,933	5.4%	48,464	5.5%
15 - 19	67,334	7.6%	65,218	7.4%	62,248	7.1%
20 - 24	77,569	8.8%	78,811	8.9%	78,459	9.0%
25 - 29	53,419	6.0%	51,476	5.8%	48,323	5.5%
30 - 34	55,998	6.3%	50,621	5.7%	49,650	5.7%
35 - 39	62,682	7.1%	54,156	6.1%	52,129	6.0%
40 - 44	66,552	7.5%	56,526	6.4%	53,207	6.1%
45 - 49	62,883	7.1%	62,233	7.1%	54,788	6.3%
50 - 54	56,239	6.4%	64,348	7.3%	58,638	6.7%
55 - 59	45,210	5.1%	60,801	6.9%	62,800	7.2%
60 - 64	38,880	4.4%	52,486	6.0%	58,777	6.7%
65 - 69	35,936	4.1%	39,811	4.5%	49,911	5.7%
70 - 74	36,822	4.2%	31,637	3.6%	36,630	4.2%
75 - 79	31,477	3.6%	26,819	3.0%	27,319	3.1%
80 - 84	21,534	2.4%	23,569	2.7%	20,723	2.4%
85+	17,150	1.9%	23,743	2.7%	23,964	2.7%
18+	695,804	78.7%	711,528	80.7%	708,644	81.0%
21+			656,717	74.5%	655,122	74.9%

Data Note: Detail may not sum to totals due to rounding.

Source: U.S. Bureau of the Census, 2000 Census of Population and Housing. ESRI forecasts for 2010 and 2015.

February 04, 2015

Made with ESRI Business Analyst



Age by Sex Profile

Outline 199 60 min drive

Prepared By Business Analyst Desktop

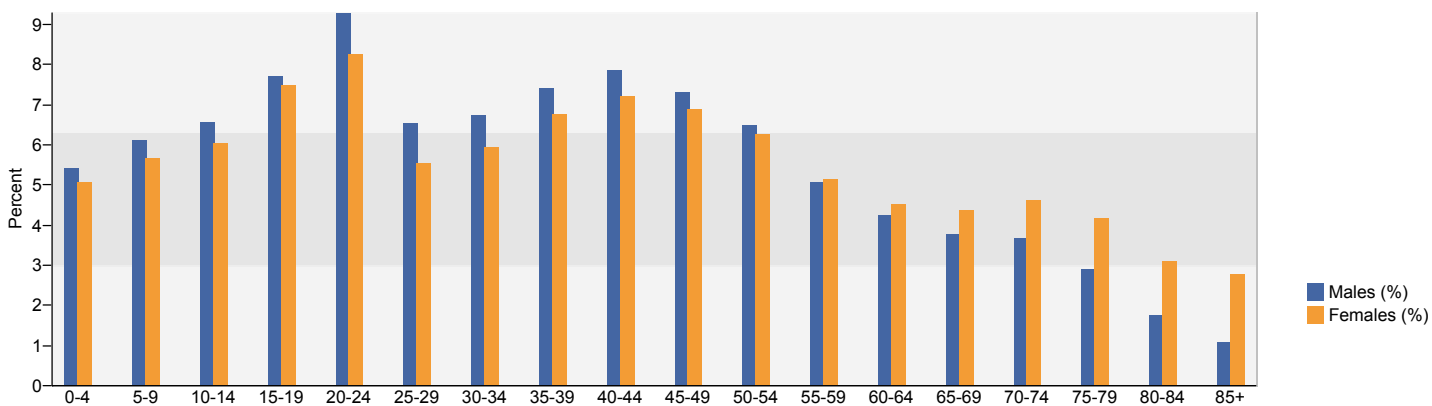
Outline 199 60 min drive

Male Population by Age	Census 2000		2010		2015	
	Number	Percent	Number	Percent	Number	Percent
Total	436,523	100%	439,652	100%	437,106	100%
0 - 4	23,756	5.4%	23,135	5.3%	22,255	5.1%
5 - 9	26,720	6.1%	23,617	5.4%	22,898	5.2%
10 - 14	28,664	6.6%	24,485	5.6%	24,782	5.7%
15 - 19	33,720	7.7%	32,577	7.4%	30,987	7.1%
20 - 24	40,556	9.3%	41,782	9.5%	41,406	9.5%
25 - 29	28,548	6.5%	27,844	6.3%	26,277	6.0%
30 - 34	29,441	6.7%	26,925	6.1%	26,479	6.1%
35 - 39	32,396	7.4%	28,850	6.6%	27,495	6.3%
40 - 44	34,247	7.8%	29,624	6.7%	28,072	6.4%
45 - 49	31,981	7.3%	31,728	7.2%	28,404	6.5%
50 - 54	28,233	6.5%	32,379	7.4%	29,384	6.7%
55 - 59	22,169	5.1%	30,126	6.9%	31,081	7.1%
60 - 64	18,538	4.2%	25,666	5.8%	28,676	6.6%
65 - 69	16,423	3.8%	18,864	4.3%	24,004	5.5%
70 - 74	16,037	3.7%	14,299	3.3%	16,989	3.9%
75 - 79	12,695	2.9%	11,241	2.6%	11,857	2.7%
80 - 84	7,714	1.8%	9,072	2.1%	8,256	1.9%
85+	4,685	1.1%	7,438	1.7%	7,804	1.8%
18+	339,933	77.9%	352,522	80.6%	352,246	80.6%

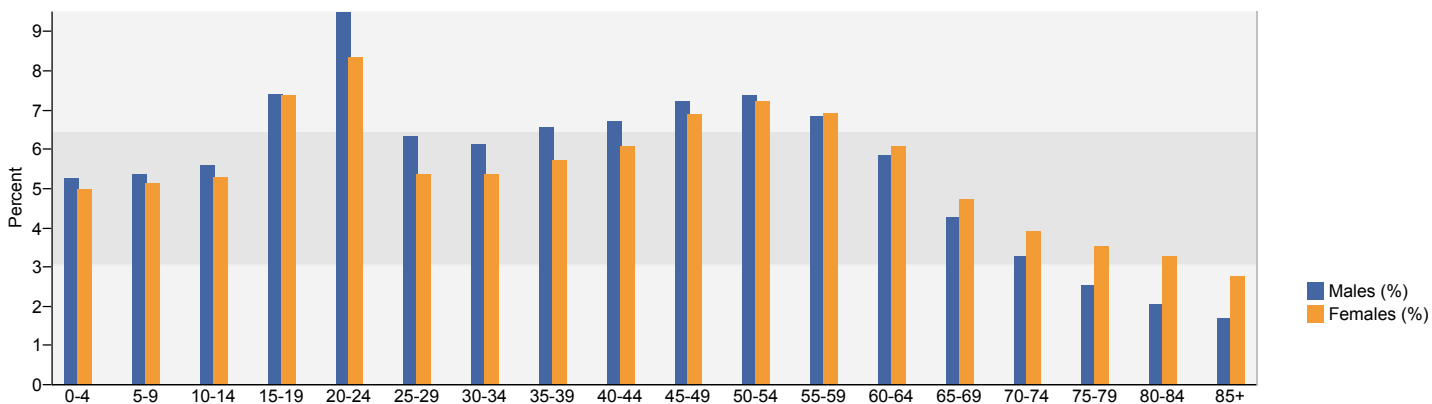
Female Population by Age	Census 2000		2010		2015	
	Number	Percent	Number	Percent	Number	Percent
Total	447,451	100%	442,165	100%	437,490	100%
0 - 4	22,690	5.1%	22,156	5.0%	21,314	4.9%
5 - 9	25,420	5.7%	22,721	5.1%	22,099	5.1%
10 - 14	27,039	6.0%	23,448	5.3%	23,682	5.4%
15 - 19	33,614	7.5%	32,641	7.4%	31,261	7.1%
20 - 24	37,013	8.3%	37,029	8.4%	37,053	8.5%
25 - 29	24,871	5.6%	23,632	5.3%	22,046	5.0%
30 - 34	26,557	5.9%	23,696	5.4%	23,171	5.3%
35 - 39	30,286	6.8%	25,306	5.7%	24,634	5.6%
40 - 44	32,305	7.2%	26,902	6.1%	25,135	5.7%
45 - 49	30,902	6.9%	30,505	6.9%	26,384	6.0%
50 - 54	28,006	6.3%	31,969	7.2%	29,254	6.7%
55 - 59	23,041	5.1%	30,675	6.9%	31,719	7.3%
60 - 64	20,342	4.5%	26,820	6.1%	30,101	6.9%
65 - 69	19,513	4.4%	20,947	4.7%	25,907	5.9%
70 - 74	20,785	4.6%	17,338	3.9%	19,641	4.5%
75 - 79	18,782	4.2%	15,578	3.5%	15,462	3.5%
80 - 84	13,820	3.1%	14,497	3.3%	12,467	2.8%
85+	12,465	2.8%	16,305	3.7%	16,160	3.7%
18+	355,871	79.5%	359,006	81.2%	356,398	81.5%

Source: U.S. Bureau of the Census, 2000 Census of Population and Housing. ESRI forecasts for 2010 and 2015.

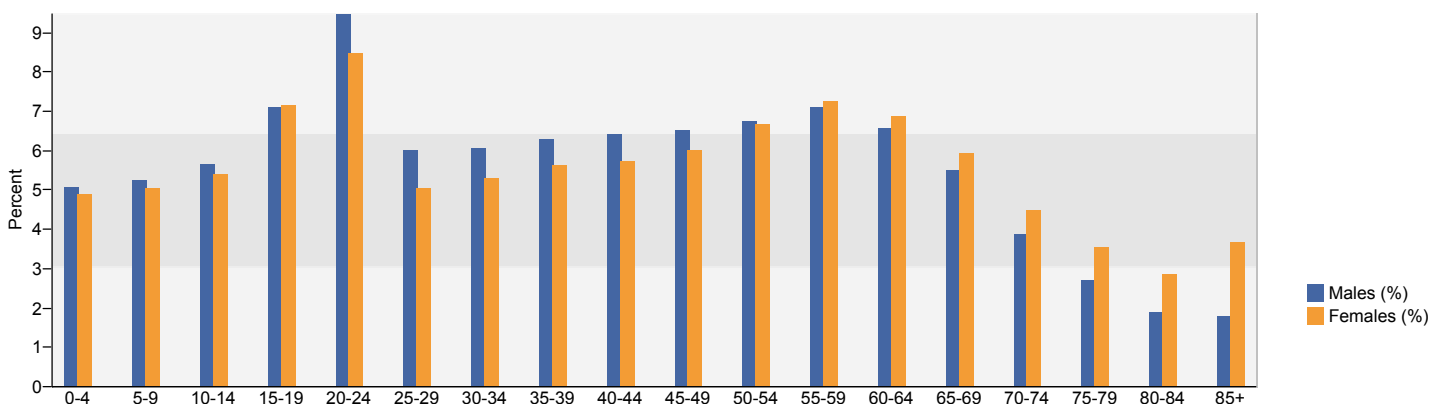
Census 2000 Population by Age and Sex



2010 Population by Age and Sex



2015 Population by Age and Sex



Source: U.S. Bureau of the Census, 2000 Census of Population and Housing. ESRI forecasts for 2010 and 2015.